

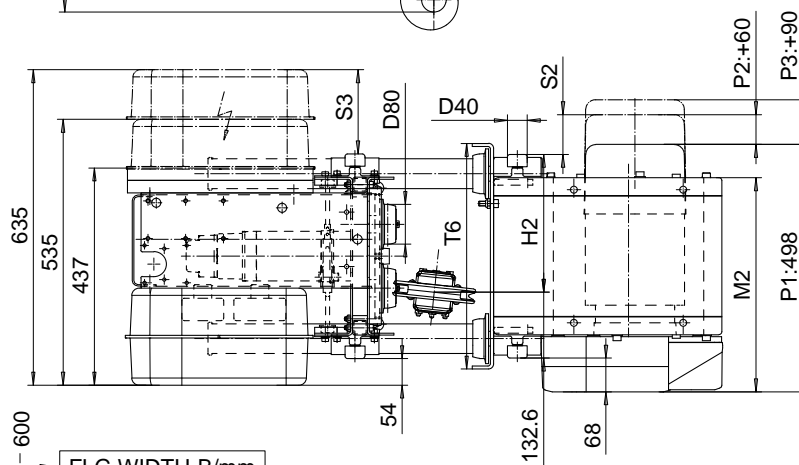
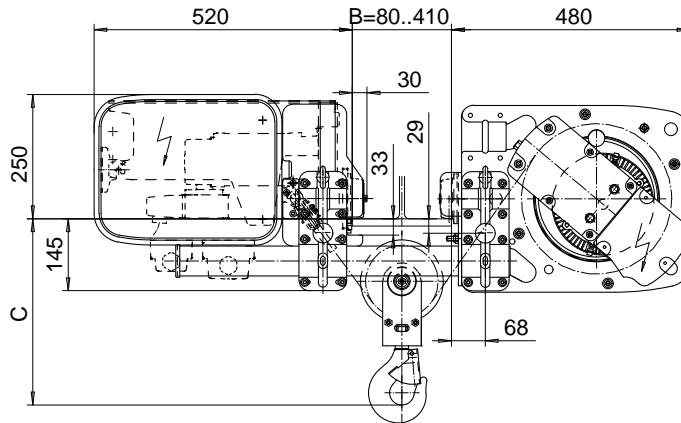
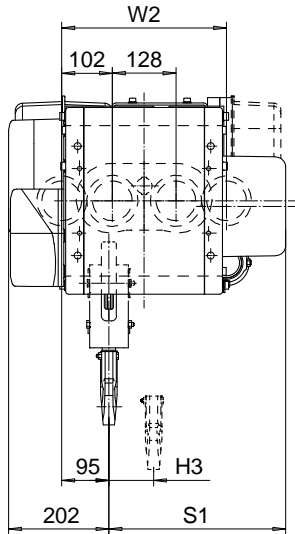
LOW HEADROOM, 2 PART SINGLE

Hoist type:

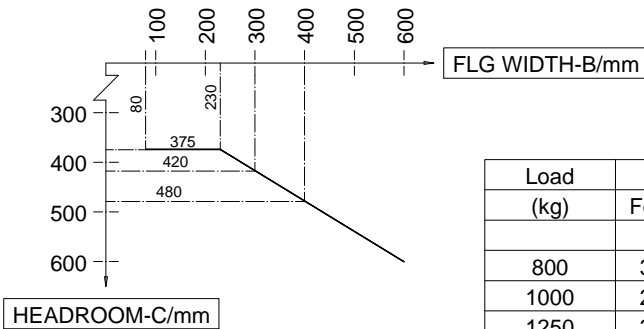
SX2 021..L0

SX3 021..L0

SI-60Hz



HEADROOM CHART



Load (kg)	Class Fem/ISO	Hoisting speed (m/min)			
		Gear+Motor code:			
		F+P1	F+P2	G+P2	H+P3
800	3m/M6	12/2	12/2	15/2.5	19/3.2
1000	2m/M5	12/2	12/2	15/2.5	19/3.2
1250	3m/M6	-	12/2	15/2.5	19/3.2
1600	2m/M5	-	12/2	15/2.5	19/3.2
+weight (kg):		-	10	10	13

HOL (m)	Length code	M2 (mm)	H2 (mm)	H3 (mm)	S1(mm)			S2(mm)			S3 (mm)	T6 (mm)	W2 (mm)	Weight (kg)
					P1	P2	P3	P1	P2	P3				
12	A	431	276	90	298	356	386	22	80	110	170	454	332	175
19	C	561	406	144	359	359	386	83	83	110	66	584	462	195

Note: S1,S2 are the dimensions to the outermost part in each case, without the second control enclosure

This document is the absolute property of R&M Materials Handling, Inc. This document must not be copied without the written permission of R&M Materials Handling, Inc. The contents thereof must not be disclosed to a third party nor be used for any unauthorized purpose. Contravention will be prosecuted.

Design	Chk	Appd	Ref Drawing	QA-L-02
Date	TROLLEY; LOW HEADROOM			1 of 4
SLEWMECE Owner Dept	2 ROPE FALLS			
R&M MATERIALS HANDLING, INC. ELECTRIC & CONVEYORS SHEWAN-WALTON	D002075-A			Drawn 4