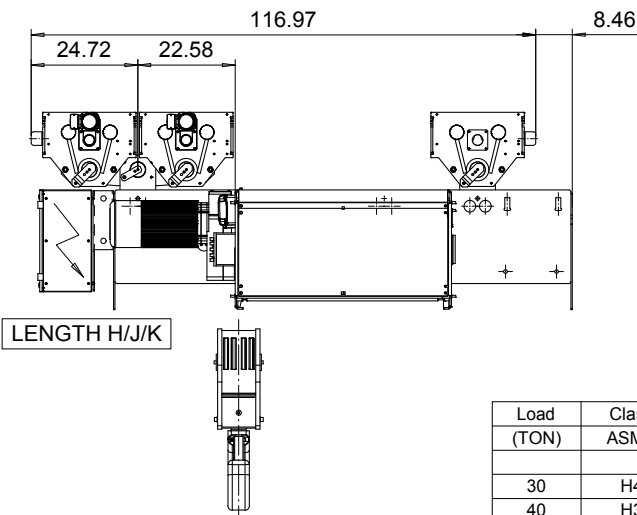
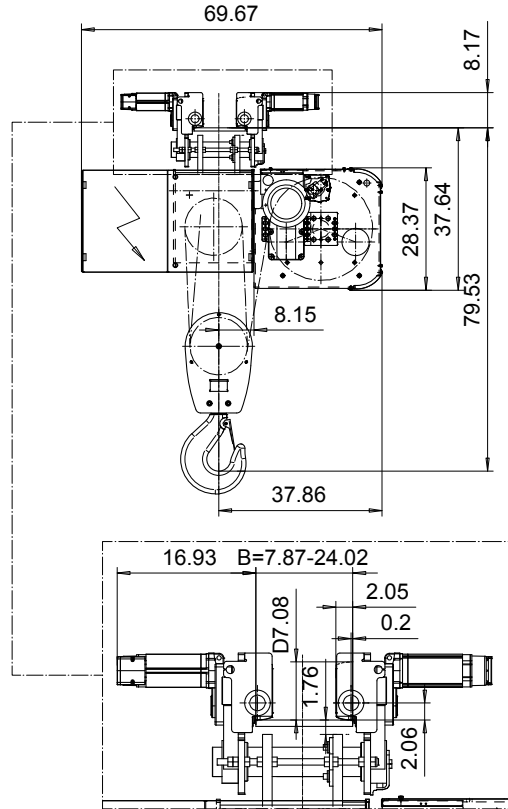
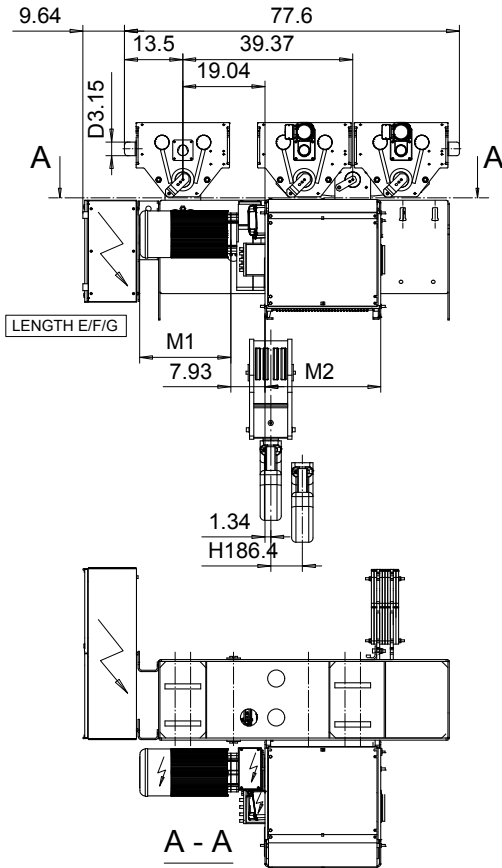


NORMAL HEADROOM, 8 PART SINGLE

Hoist type:

SX6 081...N0

US-60Hz



Motor	P6,T6,T7,T8,T9	P7,TA	P8
M1 (inch)	21.10	22.67	27.99

HOL (ft)	Length code	M2 (inch)	H3 (inch)	Weight (lb)
22'-11"	E	26.85	2.48	5500
29'-6"	F	32.75	3.18	5850
37'-8"	G	40.23	4.13	6050
49'-2"	H	50.07	5.39	6825
65'-7"	J	63.85	7.08	7375
78'-8"	K	75.66	8.54	7825

Note: Weight when B = 12"

Load (TON)	Class ASME	Hoisting motor				
		Hoisting speed (ft/min): Gear code				
		8/1.2: E	10/1.5: F	12.5/1.9: G	16: H	20: J
30	H4	P6,T6	P7,T7	P8,T8	T9	TA
40	H3	P6,T6	P7,T7	P8,T8	T9	TA

This document is the absolute property of R&M Materials Handling, Inc. This document must not be copied without the written permission of R&M Materials Handling, Inc. The contents thereof must not be disclosed to a third party nor be used for any unauthorized purpose. Contravention will be prosecuted.

ETTPH Design	ETTPAL Chd	Appd	Ref Drawing	QD-N-08
2003-09-09 Date	TROLLEY; NORMAL HEADROOM			1 of 19 Folder
SLEQDCV Owner Dept	8 ROPE FALLS			
R&M MATERIALS HANDLING, INC. HOIST & CRANE PRODUCTS	D002712-A			Issue 2