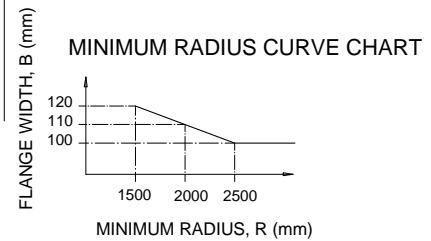
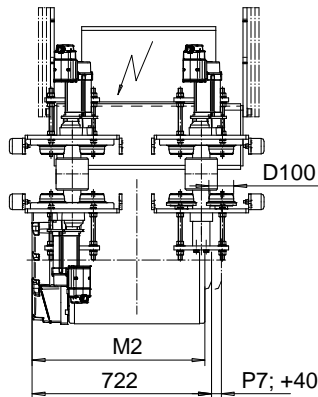
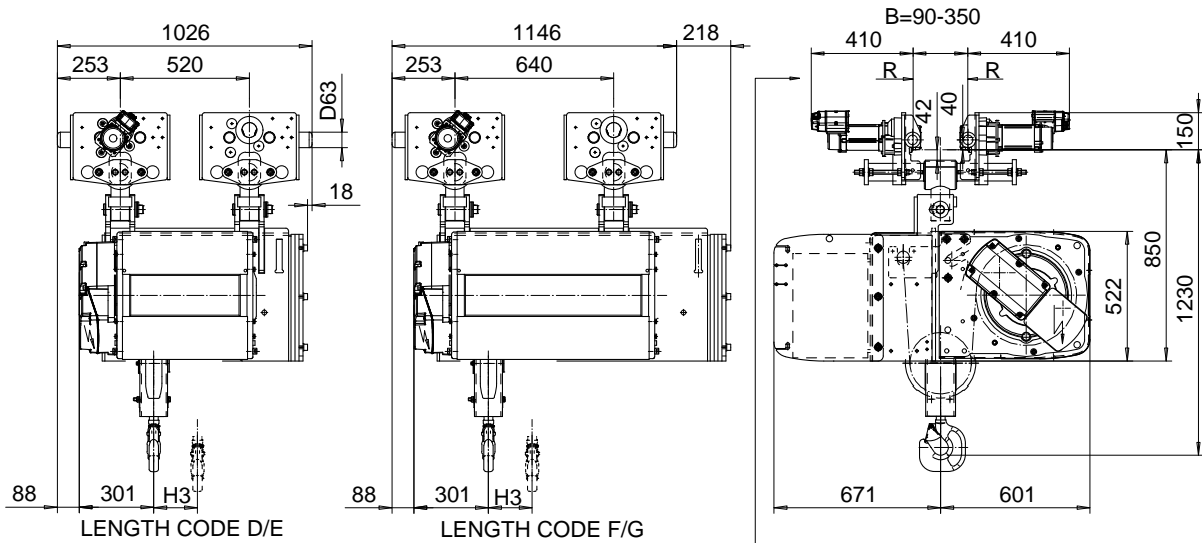


# NORMAL HEADROOM, CURVED TRACK, 2 PART SINGLE

Hoist type:

SI-50Hz

SX5 021...N0



Load (kg)	Class Fem/ISO	Hoisting speed (m/min)			
		Gear+Motor code:			
		E+P5	F+P5	H+P6	J+P7
4000	3m/M6	8/1.3	10/1.7	16/2.7	20/3.3
5000	2m/M5	8/1.3	10/1.7	16/2.7	20/3.3
+ weight (kg):		-	-	60	80

HOL (m)	Length code	M2 (mm)	H3 (mm)	Weight (kg)
18	D	697	176	820
24	E	817	235	890
32	F	967	309	940
40	G	1157	403	1000

This document is the absolute property of R&M Materials Handling, Inc. This document must not be copied without the written permission of R&M Materials Handling, Inc. The contents thereof must not be disclosed to a third party nor be used for any unauthorized purpose. Contravention will be prosecuted.

ETVPH Design	ETVPH Chd	Appd	Ref Drawing	QC-N-02
2005-06-20 Date	TROLLEY; NORMAL HEADROOM			1 of 13 Folder
SLEQDOCV Owner Dept	CURVED TRACK, 2 ROPE FALLS			
R&M MATERIALS HANDLING, INC. STEEL & GEAR PRODUCTS SARASOTA, FL	D004135-A			Issue 1

D004135-A\_1

QC-N-02