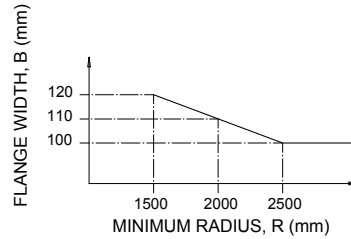
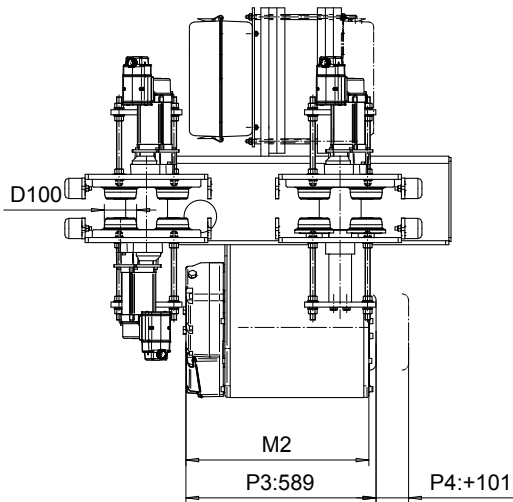
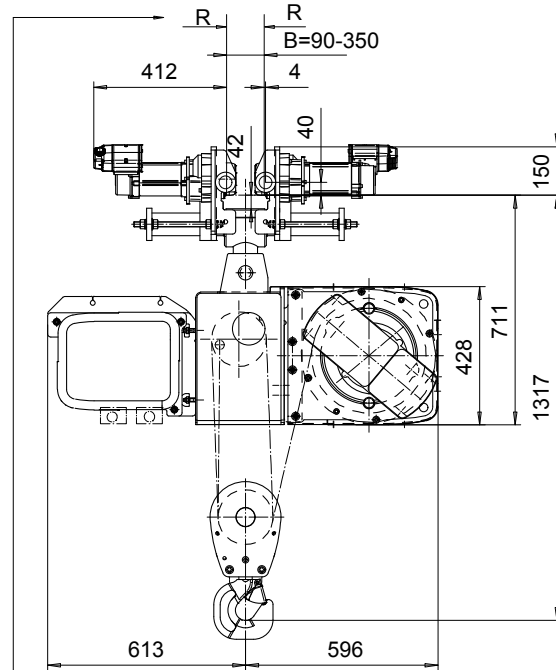
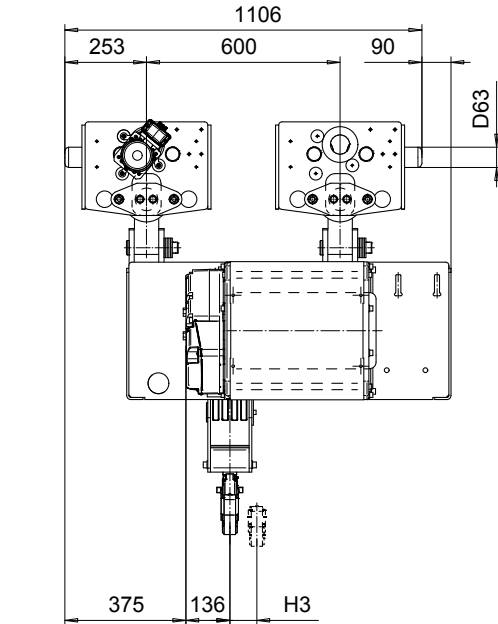


NORMAL HEADROOM, CURVED TRACK; 8 PART SINGLE

Hoist type:

SX4 081...N0

SI-60Hz



Load (kg)	Class Fem/ISO	Hoisting speed (m/min)	
		Gear+Motor code:	
		F+P3	H+P4
8000	2m/M5	3/0.5	4.8/0.8
10000	1Am/M4	3/0.5	4.8/0.8
+ weight (kg):		-	40

HOL (m)	Length code	M2 (mm)	H3 (mm)	Weight (kg)
4.5	C	567	37	680
6	D	667	49	700
7.5	E	787	64	740

This document is the absolute property of R&M Materials Handling, Inc. This document must not be copied without the written permission of R&M Materials Handling, Inc. The contents thereof must not be disclosed to a third party nor be used for any unauthorized purpose. Contravention will be prosecuted.

ETVPH Design	ETVPH Chd	Appd	Ref Drawing	QB-N-08
2004-12-23 Date	TROLLEY; NORMAL HEADROOM			1:10 Folder
SLEQDCV Owner Dept	CURVED TRACK; 8 ROPE FALLS			
R&M	D003843-A			Issue 1