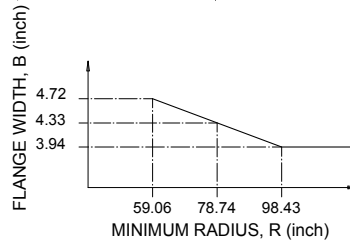
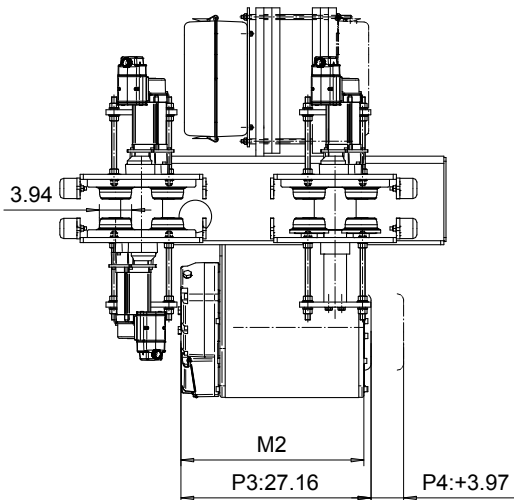
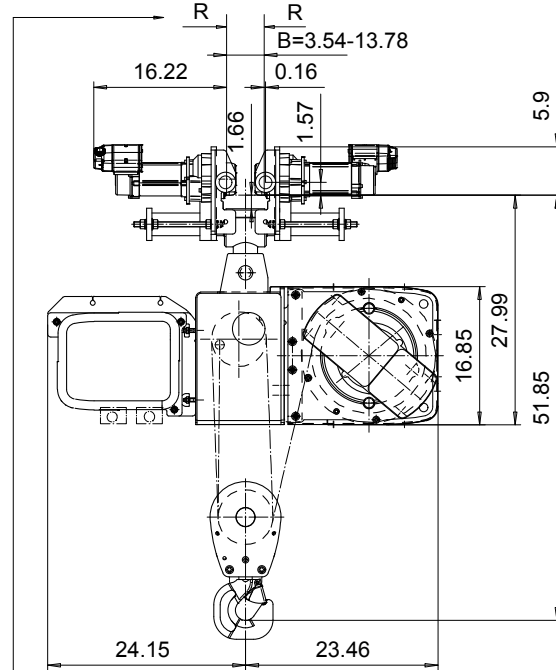
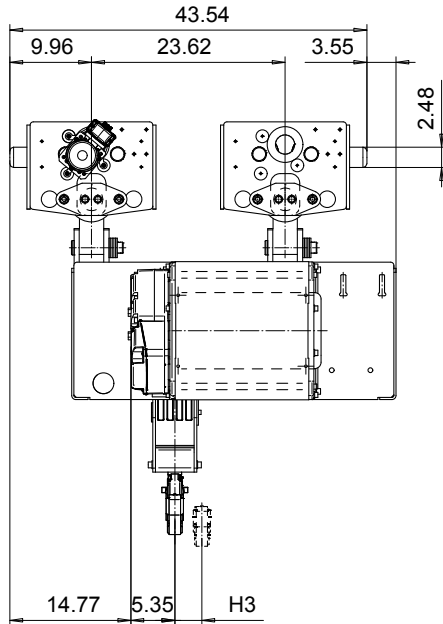


NORMAL HEADROOM, CURVED TRACK; 8 PART SINGLE

Hoist type:
SX4 081...N0

US-60Hz



Load (TON)	Class ASME	Hoisting speed (ft/min)	
		Gear+Motor code:	
		F+P3	H+P4
7 1/2	H4	10/1.5	16/2.4
10	H3	10/1.5	16/2.4
+ weight (lb):		-	80

HOL (ft)	Length code	M2 (inch)	H3 (inch)	Weight (lb)
14'-9"	C	22.32	1.45	1360
19'-8"	D	26.25	1.92	1400
24'-7"	E	30.98	2.51	1480

This document is the absolute property of R&M Materials Handling, Inc. This document must not be copied without the written permission of R&M Materials Handling, Inc. The contents thereof must not be disclosed to a third party nor be used for any unauthorized purpose. Contravention will be prosecuted.

ETVPH Design	ETVPH Chd	Appd	Ref Drawing	QB-N-08
2004-12-23 Date	TROLLEY; NORMAL HEADROOM			1:10 Folded
SLEQDCV Owner Dept	CURVED TRACK; 8 ROPE FALLS			
R&M MATERIALS HANDLING, INC. HOIST & CRANE PRODUCTS	D003843-A			Issue 1