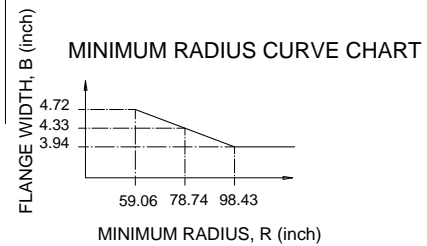
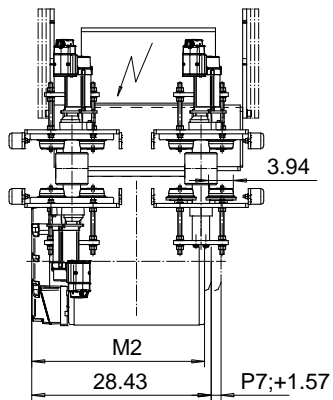
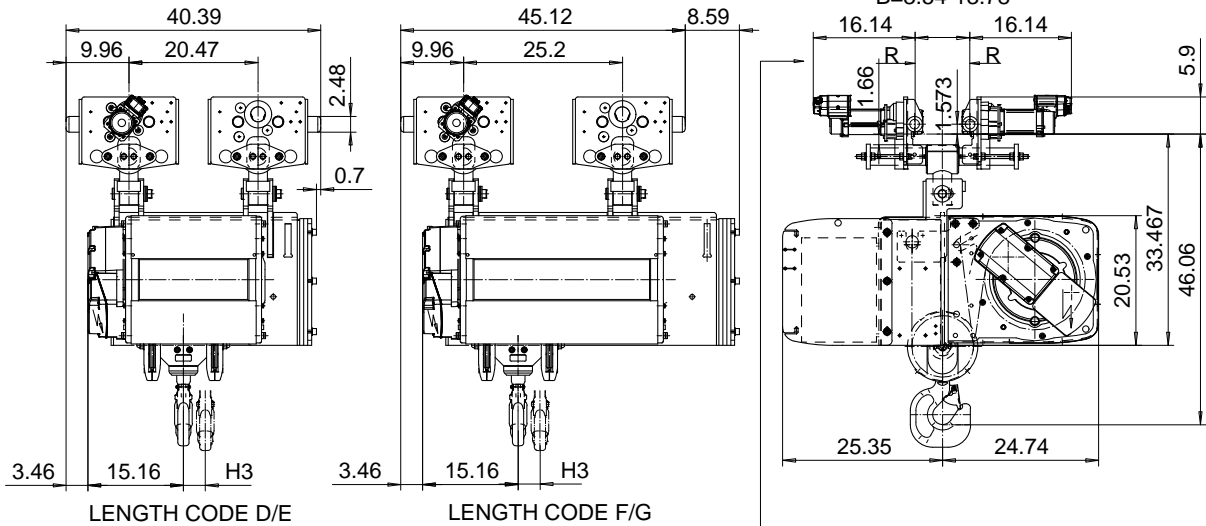


NORMAL HEADROOM, CURVED TRACK, 4 PART SINGLE

Hoist type:

SX5 041...N0

US-60Hz



Load (TON)	Class ASME	Hoisting speed (ft/min)			
		Gear+Motor code:			
		E+P5	F+P5	H+P6	J+P7
6	H4+	16/2.4	20/3.1	30/4.9	40/6.7
7 1/2	H4+	16/2.4	20/3.1	30/4.9	40/6.7
10	H4	16/2.4	20/3.1	30/4.9	40/6.7
+ weight (lb):		-	-	120	160

HOL (ft)	Length code	M2 (inch)	H3 (inch)	Weight (lb)
29'-6"	D	27.44	3.46	1780
39'-4"	E	32.16	4.64	1920
52'-5"	F	38.07	6.14	2000
65'-7"	G	45.55	8.03	2200

ETTVPH Design	ETTVPH Chd	Appd	Ref Drawing	QC-N-04
2005-06-20 Date	TROLLEY; NORMAL HEADROOM			1 of 13 Folder
SLEQDOCV Owner Dept	CURVED TRACK, 4 ROPE FALLS			
R&M MATERIALS HANDLING, INC. HOIST & CRANE PRODUCTS SHELDONVILLE, OHIO	D004136-A			Issue 1

This document is the absolute property of R&M Materials Handling, Inc. This document must not be copied without the written permission of R&M Materials Handling, Inc. The contents thereof must not be disclosed to a third party nor be used for any unauthorized purpose. Contravention will be prosecuted.